

MONTHLY DEPARTMENT REPORT
November 2022

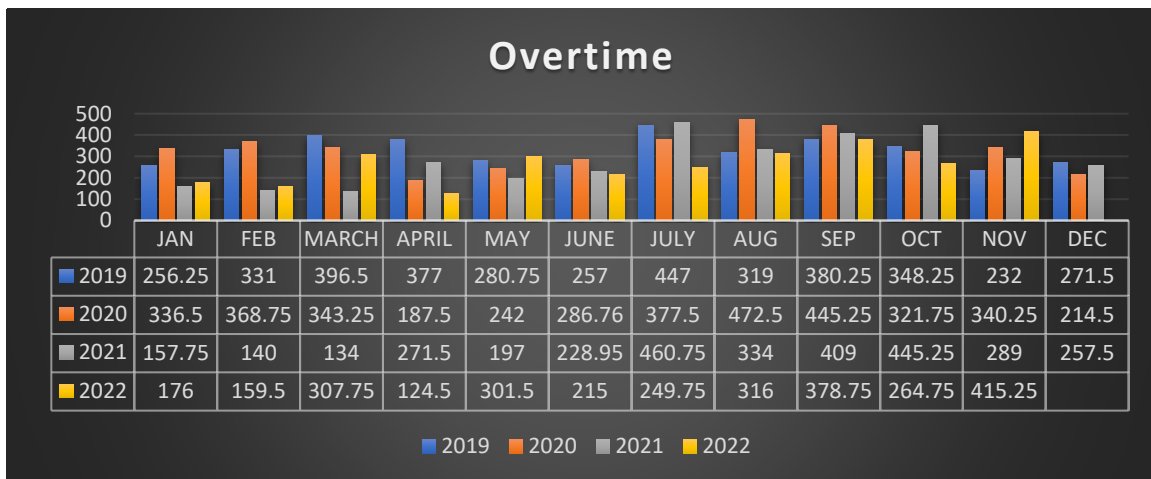
DEPARTMENT: HARTFORD POLICE DEPARTMENT

1.) MONTHLY STATISTICAL DATA**

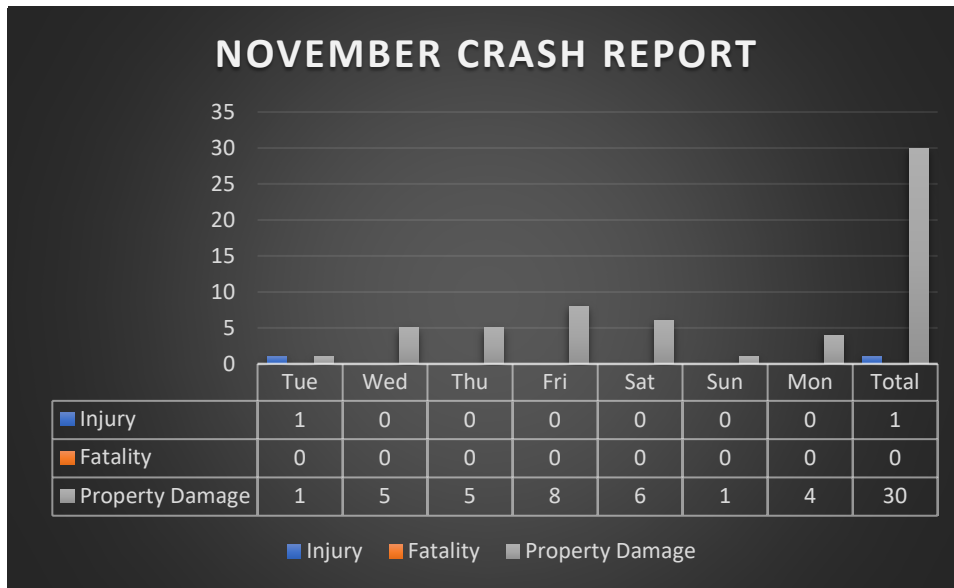
ACTIVITY MEASURE	2022	% OF 2021	2022 YTD TOTAL	% OF 2021	OCTOBER NOV '21	2021 YTD TOTAL
CALLS FOR SERVICE (NOVEMBER)	1192	109%	13159	97%	1098	13506
COMPLAINTS FILED (NOVEMBER)	145	90%	1825	92%	162	1978
WRITTEN WARNINGS (OCTOBER)	255	139%	2228	99%	184	2256
TRAFFIC CITATIONS (OCTOBER)	82	65%	945	66%	127	1441
MUNICIPAL CITATIONS (OCTOBER)	41	171%	308	93%	24	332
FIELD INTERVIEW CARDS (OCTOBER)	0	0%	0	0%	1	3
ADULT ARRESTS (UCR DATA) (OCTOBER)	23	82%	177	49%	28	359
JUVENILE ARRESTS (UCR DATA) (OCTOBER)	15	136%	55	51%	11	108

SQUAD FLEET MILEAGE	NOVEMBER 2022	% OF 2021	2022 YTD TOTAL	% OF 2021	NOVEMBER 2021	2021 YTD TOTAL
SQUAD 1 (PATROL)	2054	85%	18309	135%	2413	13597
SQUAD 2 (PATROL)	1797	223%	23136	98%	805	23526
SQUAD 3 (PATROL)	917	47%	16077	91%	1970	17605
SQUAD 4 (PATROL)	1570	253%	16671	91%	621	18282
SQUAD 5 (PATROL)	1073	65%	15773	76%	1648	20696
SQUAD 6 (ADMIN/POLICE AIDES)	484	79%	6016	120%	614	4996
SQUAD 7 (PATROL/SPECIAL PURPOSE)	187	20%	5932	123%	930	4813
SQUAD 8 (ADMIN)	823	206%	8732	109%	400	7992
SQUAD 9 (PATROL/K-9)	0	0%	8826	89%	1309	9902
SQUAD 10 (ADMIN/PSLO)	59	58%	997	229%	102	436
TOTAL SQUAD MILEAGE	8964	84%	119472	98%	10710	121409
AVERAGE SQUAD MILEAGE	896	84%	11947	98%	1071	12141

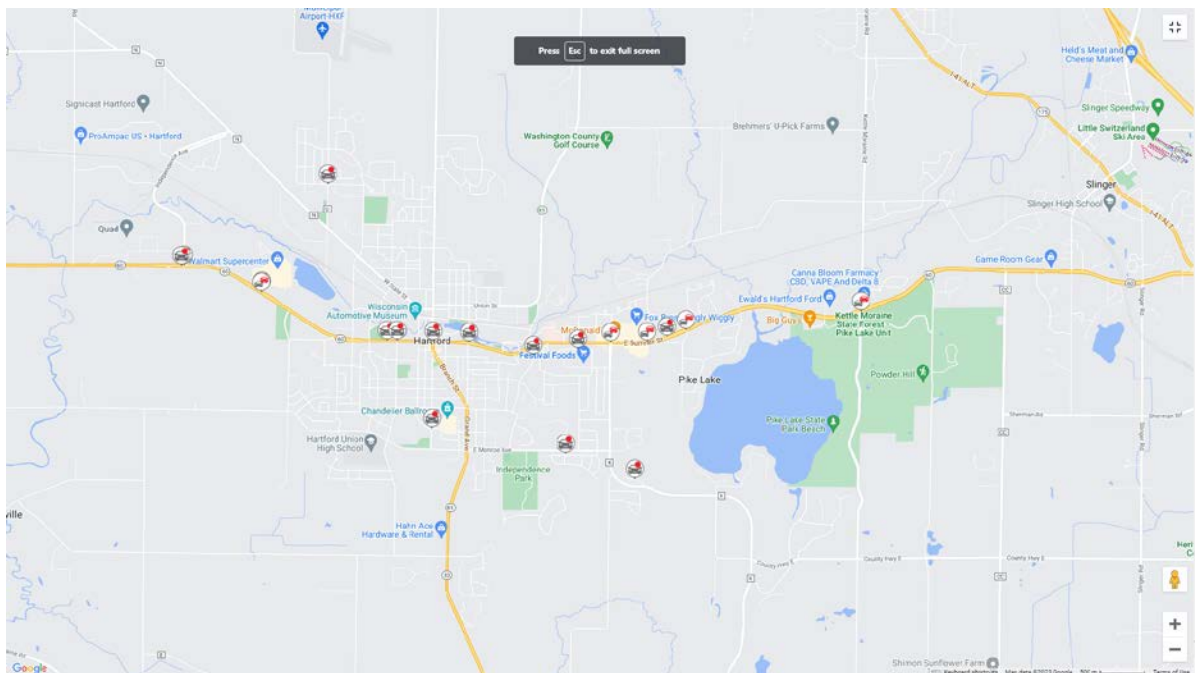
**See below for specific Wisconsin Incident Based Reporting crime data.



The month of November saw a significant increase in overtime from the previous years.



During the month of November officers investigated three more vehicular crash incidents than the previous month. One of the crashes was personal injury related, and thirty resulted in property damage. They occurred on every day of the week with Friday being somewhat higher than other days for property damage related crashes. See below map for a snapshot of crash locations in November.



1.) *CHIEF'S ACTIVITIES*

- ◆ Attended various meetings
- ◆ Volunteered at a day long Cadet competition
- ◆ Continued Union Contract Negotiations
- ◆ Assisted with set up for Hartford Lions pancake breakfast fundraiser
- ◆ Led the annual Hartford Christmas parade

- ◆ Attended the Mid Moraine Municipal Court annual meeting
- ◆ Attended the Hartford Jt. 1 school safety meeting
- ◆ Attended Pike Lake State Park Superintendent Rob Wessburg Retirement Party

COMMENTS:

This month I volunteered at the Cadet Youth Challenge. This Saturday, the Hartford Police Department hosted a Law Enforcement Youth Challenge at Hartford Union High School. Twelve Law Enforcement Agencies from all over the state sent 18 teams of



Public Safety Cadets and Law Enforcement Exploring to compete in seven different scenarios, where they were graded on how to respond to different calls for police service. It is our hope that every youth was able to leave feeling a sense of accomplishment in what they achieved and enjoyed their time in Hartford.

Two teams of Hartford PD Cadets were able to bring home 1st place and 3rd place overall. They also took home 1st place in Death Investigation, Unknown Trouble, Tactical Medicine, and Dispatch Operations as well as 2nd place in Tactical medicine. We would like to thank, in no order, HUHS Staff, Actors, Volunteers, Judges, Mentors/Advisors, and the youth themselves (Cadets/Explorers), for participating in a full day of learning and competing.



Public Safety Cadets is a program run in cooperation with local law enforcement agencies and Public Safety Cadets, a national nonprofit organization. It is aimed at youth ages 14-20 who may be interested in law enforcement as a possible career field. Cadets train monthly on police calls for service in hands-on scenarios, volunteer at local events for community service, and compete in regional, state, and national conferences against other units. If interested, contact one of HPD's Adult Mentors, Officers Whipple, Janzen, Kolbach, Albea, or Detective Kraemer.

DEPARTMENT TRAINING

- ◆ Department MILO Training: School Bus Hostage/ stake out/ DC Female Bus – Patrol/Investigative Staff
- ◆ Monthly ISO Ex: Reaction Hand Weapon Manipulation – Patrol/Investigative Staff
- ◆ Honor Guard – Kraemer/Deibert/Janzen/Kolbach
- ◆ Operation Rush – Miller/Strunsee
- ◆ SWAT Team- Deibert
- ◆ SWAT Tryout – Krick/Janzen/Strunsee
- ◆ EMD – There are no silly questions – Dispatch Staff
- ◆ Monthly K9 – Parker
- ◆ Fire Investigation – Kraemer
- ◆ QPR Instructor – Italiano
- ◆ EC/IR Re-cert – Zywicki

2.) *USE OF FORCE INCIDENTS*

During the month of November there was a use of force incident reported. Officers responded to a residence for a report of several individuals who were fighting and disorderly. One of the female combatants punched one of the officers during her arrest. She was taken into custody and transported to the Aurora Medical Center for medical clearance. She resisted and attempted to bite one of the officers but was medically cleared. Following her medical clearance, she was taken to jail on criminal charges.

Respectfully Submitted,

Scott MacFarlan

Chief of Police



Crime Counts - Hartford PD
November 2022

Group A Crime Counts by Incident/Arrest Date

November 2022

<u>Crime Category</u>	<u>Offenses</u>	<u>Victims</u>	<u>Clearances</u>	<u>Adult Arrests</u>	<u>Juvenile Arrests</u>	<u>Total Arrests</u>
Total Crime	15	15	7	6	0	6
Crimes Against Persons	7	7	4	4	0	4
Murder & Non-Negligent Manslaughter	0	0	0	0	0	0
Manslaughter by Negligence	0	0	0	0	0	0
Sex Offenses	0	0	0	0	0	0
• Rape	0	0	0	0	0	0
• Sodomy	0	0	0	0	0	0
• Sexual Assault w/Object	0	0	0	0	0	0
• Fondling	0	0	0	0	0	0
Sex Offenses - Nonforcible	0	0	0	0	0	0
• Incest	0	0	0	0	0	0
• Statutory Rape	0	0	0	0	0	0
Assault Offenses	6	6	4	4	0	4
• Aggravated Assault	4	4	4	4	0	4
• Simple Assault	0	0	0	0	0	0
• Intimidation	2	2	0	0	0	0
Kidnapping/Abduction	1	1	0	0	0	0
Human Trafficking	0	0	0	0	0	0
• Human Trafficking, Commercial Sex Acts	0	0	0	0	0	0
• Human Trafficking, Involuntary Servitude	0	0	0	0	0	0
Crimes Against Property	6	6	2	1	0	1
Robbery	0	0	0	0	0	0
Burglary	0	0	0	0	0	0
Theft/Larceny	3	3	1	1	0	1
• Theft - Pocket-Picking	0	0	0	0	0	0
• Theft - Purse Snatching	0	0	0	0	0	0
• Theft - Shoplifting	1	1	1	1	0	1
• Theft From Building	1	1	0	0	0	0
• Theft From Coin-Op. Machine	0	0	0	0	0	0
• Theft From Motor Vehicle	0	0	0	0	0	0



Crime Counts - Hartford PD
November 2022

• Theft of Motor Vehicle Parts	0	0	0	0	0	0
• Theft - All Other Larceny	1	1	0	0	0	0
Motor Vehicle Theft	0	0	0	0	0	0
Stolen Property Offenses	0	0	0	0	0	0
Arson	0	0	0	0	0	0
Counterfeiting/Forgery	0	0	0	0	0	0
Fraud Offenses	0	0	0	0	0	0
• Fraud - False Pretenses	0	0	0	0	0	0
• Fraud - Credit Card/ATM	0	0	0	0	0	0
• Fraud - Impersonation	0	0	0	0	0	0
• Fraud - Welfare	0	0	0	0	0	0
• Fraud - Wire	0	0	0	0	0	0
• Fraud - Identity Theft	0	0	0	0	0	0
• Fraud - Hacking/Computer Invasion	0	0	0	0	0	0
Embezzlement	0	0	0	0	0	0
Extortion/Blackmail	0	0	0	0	0	0
Bribery	0	0	0	0	0	0
Destruction/Vandalism	3	3	1	0	0	0
Crimes Against Society	2	2	1	1	0	1
Weapon Law Violations	0	0	0	0	0	0
Prostitution Offenses	0	0	0	0	0	0
• Prostitution	0	0	0	0	0	0
• Prostitution - Assisting	0	0	0	0	0	0
• Prostitution - Purchasing	0	0	0	0	0	0
Drug/Narcotic Offenses	2	2	1	1	0	1
• Drug/Narcotics Violations	2	2	1	1	0	1
• Drug Equipment Violations	0	0	0	0	0	0
Gambling Offenses	0	0	0	0	0	0
• Gambling - Betting	0	0	0	0	0	0
• Gambling - Operating	0	0	0	0	0	0
• Gambling - Equipment Violations	0	0	0	0	0	0
• Gambling - Sports Tampering	0	0	0	0	0	0
Pornography	0	0	0	0	0	0
Animal Cruelty	0	0	0	0	0	0



Crime Counts - Hartford PD
November 2022

Group B Arrests by Arrest Date

November 2022

<u>Crime Category</u>	<u>Adult Arrests</u>	<u>Juvenile Arrests</u>	<u>Total Arrests</u>
Total Crime	9	6	15
Bad Checks	0	0	0
Curfew/Loitering/Vagrancy	0	0	0
Disorderly Conduct	0	1	1
Driving Under the Influence	2	0	2
Family Offenses, Nonviolent	0	0	0
Liquor Law Violation	1	0	1
Peeping Tom	0	0	0
Trespass of Real Property	0	0	0
All Other Offenses	6	5	11

Counting Rules

Counts on this page are based on the month of the incident or arrest, rather than the month the incident was submitted. If the incident date is unknown, the report date is used. Counts are subject to change as data are updated.

Offense counts are calculated based on the number of offenses for each victim (per incident) for Crimes Against Persons and the number of unique offense types (per incident) for Crimes Against Property and Crimes Against Society. For burglary and motor vehicle theft, offense counts are based on the number of premises entered and the number of vehicles stolen, respectively.

Victim counts are calculated based on the number of victims connected to each unique offense type in an incident. For Crimes Against Persons, the number of victims will be equal to the number of offenses. Victims will be counted more than once if they are connected to multiple offenses.

Arrest counts are calculated based on the number of arrestees listed on a Group A or Group B incident. Each arrestee is counted only once per incident.

Arrests are categorized based on the specific Group A or Group B arrest code submitted by the agency, rather than the incident offense code. Since agencies only submit the most serious arrest charge for each arrestee on an incident, arrest counts are not indicative of the number of charges.

Incidents are cleared in one of two ways: by arrest or by exceptional means. Clearance counts are based on the number of offenses cleared in a given month regardless of when the offense occurred, and can therefore be greater than the number of offenses in a given month. In incident-based reporting, the first arrest on an incident, or an exceptional clearance, will clear all offenses associated with the incident.