

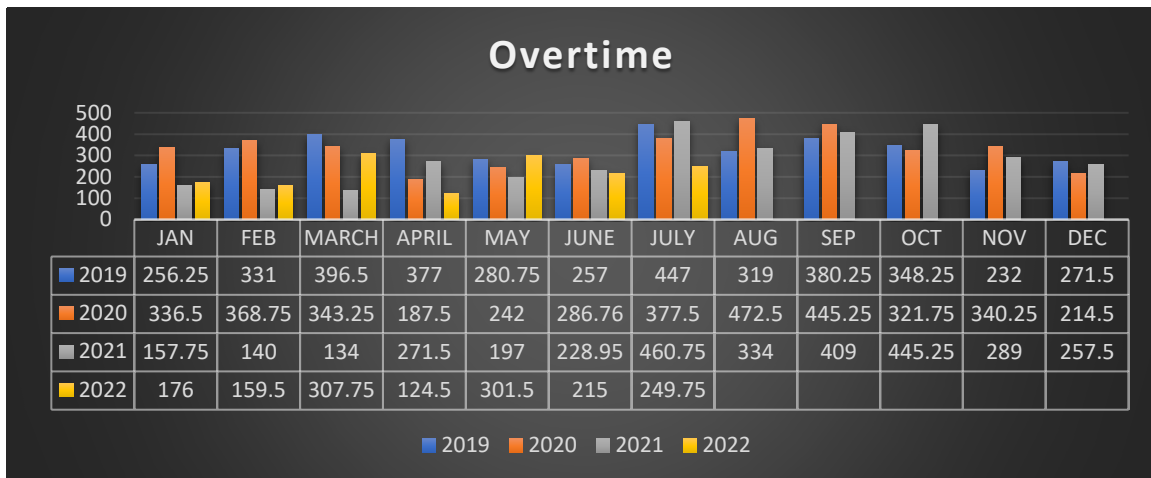
MONTHLY DEPARTMENT REPORT
July 2022

DEPARTMENT: HARTFORD POLICE DEPARTMENT

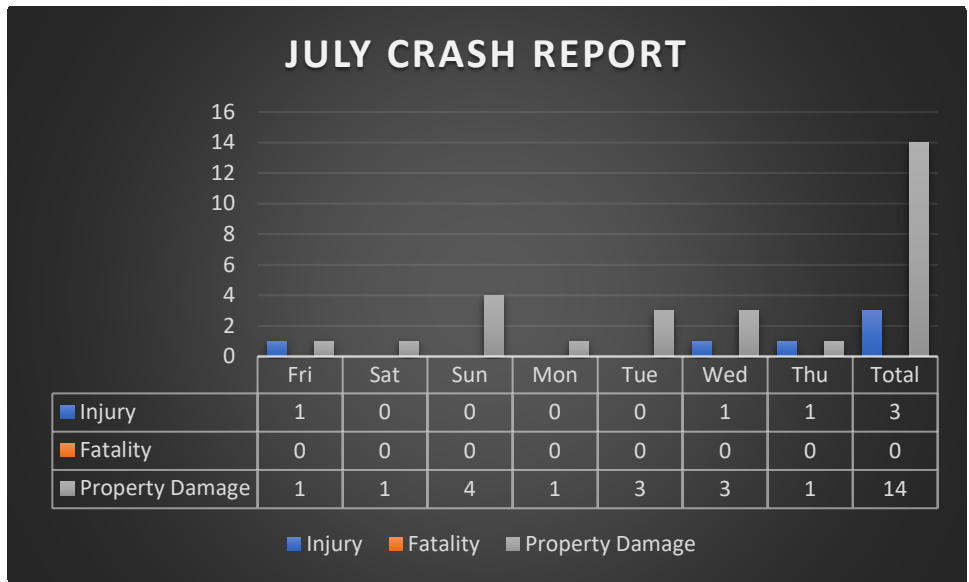
I.) MONTHLY STATISTICAL DATA**

ACTIVITY MEASURE	2022	% OF	2022	% OF	JUNE	2021
	2022	2021	YTD TOTAL	2021	JULY '21	YTD TOTAL
CALLS FOR SERVICE (July)	1213	97%	8241	97%	1247	8496
COMPLAINTS FILED (July)	165	109%	1239	95%	152	1300
WRITTEN WARNINGS (June)	197	106%	1306	92%	185	1415
TRAFFIC CITATIONS (June)	88	89%	590	62%	99	955
MUNICIPAL CITATIONS (June)	34	179%	192	83%	19	231
FIELD INTERVIEW CARDS (June)	0	#DIV/0!	0	0%	0	2
ADULT ARRESTS (UCR DATA) (June)	8	36%	97	41%	22	235
JUVENILE ARRESTS (UCR DATA) (June)	0	0%	19	26%	2	73
SQUAD FLEET MILEAGE	JULY	% OF	2022	% OF	JULY	2021
	2022	2021	YTD TOTAL	2021	2021	YTD TOTAL
SQUAD 1 (PATROL)	2159	209%	10762	146%	1034	7395
SQUAD 2 (PATROL)	2617	103%	16225	96%	2549	16824
SQUAD 3 (PATROL)	1794	134%	12118	112%	1336	10792
SQUAD 4 (PATROL)	1347	62%	9123	78%	2190	11748
SQUAD 5 (PATROL)	1053	56%	11714	93%	1870	12619
SQUAD 6 (PATROL/SPECIAL PURPOSE)	672	223%	3601	158%	301	2282
SQUAD 7 (PATROL)	460	186%	3838	153%	247	2504
SQUAD 8 (ADMIN)	852	75%	5574	105%	1129	5304
SQUAD 9 (PATROL/K-9)	331	44%	8129	138%	746	5900
SQUAD 10 (ADMIN/PSLO)	96	#DIV/0!	665	6650%	0	10
TOTAL SQUAD MILEAGE	11381	100%	81749	108%	11402	75368
AVERAGE SQUAD MILEAGE	1138	90%	8175	98%	1267	8374

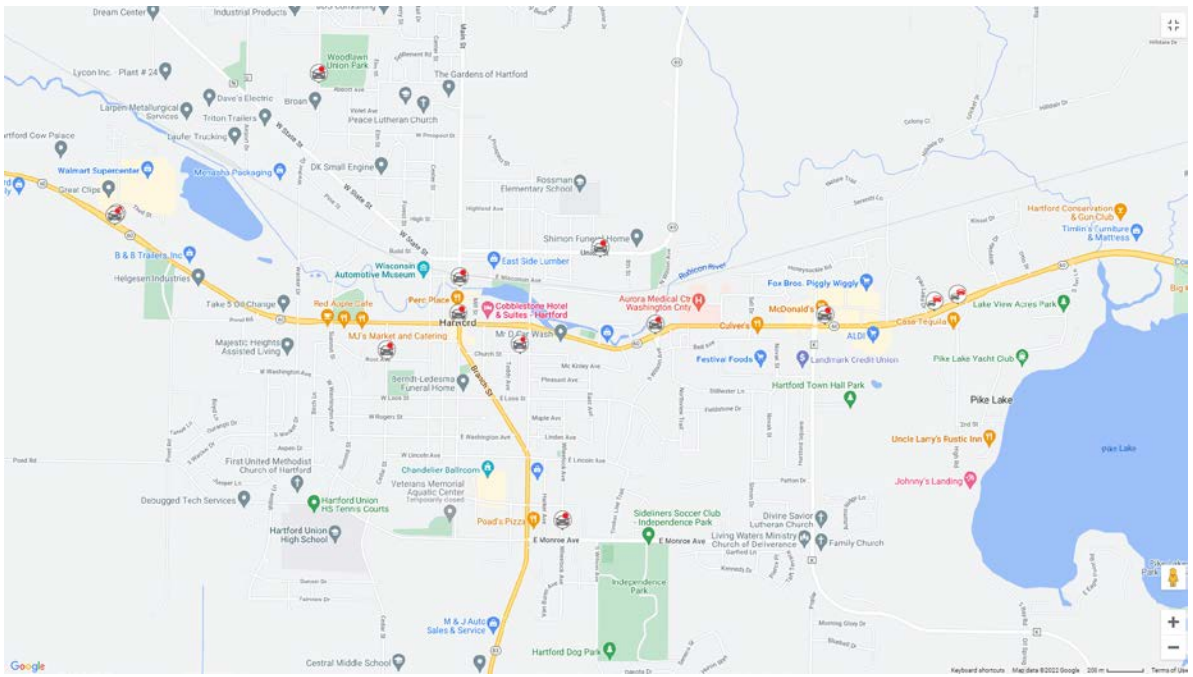
**See below for specific Wisconsin Incident Based Reporting crime data.



The month of July saw a significant decrease in overtime from the previous years.



During the month of July, officers investigated fifteen less vehicular crash incidents than the previous month. Three crashes were personal injury related, and fourteen resulted in property damage. They occurred on every day of the week with Sunday being somewhat higher than other days for property damage related crashes. See below map for a snapshot of crash locations in July.



1.) CHIEF’S ACTIVITIES

- ◆ Attended various meetings
- ◆ Attended Maxwell Street Days
- ◆ Attended Park and Rec Director Mike Hermann’s retirement gathering

COMMENTS:

In July, Parks and Rec Director Mike Hermann retired. In addition to that, the Hartford Area Chamber of Commerce welcomed new director Lily Kidle.



DEPARTMENT TRAINING

- ◆ Department MILO Training: SUV traffic/Backyard break in/Arrest Warrant 1 – Patrol/Investigative Staff
- ◆ Human Trafficking – Engebretsen
- ◆ SWAT Shoot – Deibert
- ◆ SWAT Team- Deibert
- ◆ K9 Training Dodge Co – Parker
- ◆ County Active Attack – Patrol/Inv. Staff/Communications Staff
- ◆ EMD – EMD Liability – Dispatch Staff

2.) USE OF FORCE INCIDENTS

During the month of July, there was a use of force incident reported. Officers were called to a residence for a report of a domestic disturbance. Upon officers' arrival, a female party refused to allow officers inside the residence. Officers spoke with the female party and were eventually allowed into the residence. A search of the residence revealed a male subject hiding in the attic. The male subject was ordered out of the attic at gun point and did comply.

Respectfully Submitted,

Scott MacFarlan

Chief of Police



Crime Counts - Hartford PD
July 2022

Group A Crime Counts by Incident/Arrest Date

July 2022

<u>Crime Category</u>	<u>Offenses</u>	<u>Victims</u>	<u>Clearances</u>	<u>Adult Arrests</u>	<u>Juvenile Arrests</u>	<u>Total Arrests</u>
Total Crime	10	10	5	4	0	4
Crimes Against Persons	5	5	3	2	0	2
Murder & Non-Negligent Manslaughter	0	0	0	0	0	0
Manslaughter by Negligence	0	0	0	0	0	0
Sex Offenses	0	0	0	0	0	0
• Rape	0	0	0	0	0	0
• Sodomy	0	0	0	0	0	0
• Sexual Assault w/Object	0	0	0	0	0	0
• Fondling	0	0	0	0	0	0
Sex Offenses - Nonforcible	0	0	0	0	0	0
• Incest	0	0	0	0	0	0
• Statutory Rape	0	0	0	0	0	0
Assault Offenses	4	4	2	1	0	1
• Aggravated Assault	2	2	2	1	0	1
• Simple Assault	2	2	0	0	0	0
• Intimidation	0	0	0	0	0	0
Kidnapping/Abduction	1	1	1	1	0	1
Human Trafficking	0	0	0	0	0	0
• Human Trafficking, Commercial Sex Acts	0	0	0	0	0	0
• Human Trafficking, Involuntary Servitude	0	0	0	0	0	0
Crimes Against Property	4	4	2	2	0	2
Robbery	0	0	0	0	0	0
Burglary	0	0	0	0	0	0
Theft/Larceny	3	3	2	2	0	2
• Theft - Pocket-Picking	0	0	0	0	0	0
• Theft - Purse Snatching	0	0	0	0	0	0
• Theft - Shoplifting	2	2	2	2	0	2
• Theft From Building	0	0	0	0	0	0
• Theft From Coin-Op. Machine	0	0	0	0	0	0
• Theft From Motor Vehicle	0	0	0	0	0	0



Crime Counts - Hartford PD

July 2022

• Theft of Motor Vehicle Parts	0	0	0	0	0	0
• Theft - All Other Larceny	1	1	0	0	0	0
Motor Vehicle Theft	0	0	0	0	0	0
Stolen Property Offenses	0	0	0	0	0	0
Arson	0	0	0	0	0	0
Counterfeiting/Forgery	0	0	0	0	0	0
Fraud Offenses	0	0	0	0	0	0
• Fraud - False Pretenses	0	0	0	0	0	0
• Fraud - Credit Card/ATM	0	0	0	0	0	0
• Fraud - Impersonation	0	0	0	0	0	0
• Fraud - Welfare	0	0	0	0	0	0
• Fraud - Wire	0	0	0	0	0	0
• Fraud - Identity Theft	0	0	0	0	0	0
• Fraud - Hacking/Computer Invasion	0	0	0	0	0	0
Embezzlement	0	0	0	0	0	0
Extortion/Blackmail	0	0	0	0	0	0
Bribery	0	0	0	0	0	0
Destruction/Vandalism	1	1	0	0	0	0
Crimes Against Society	1	1	0	0	0	0
Weapon Law Violations	0	0	0	0	0	0
Prostitution Offenses	0	0	0	0	0	0
• Prostitution	0	0	0	0	0	0
• Prostitution - Assisting	0	0	0	0	0	0
• Prostitution - Purchasing	0	0	0	0	0	0
Drug/Narcotic Offenses	1	1	0	0	0	0
• Drug/Narcotics Violations	1	1	0	0	0	0
• Drug Equipment Violations	0	0	0	0	0	0
Gambling Offenses	0	0	0	0	0	0
• Gambling - Betting	0	0	0	0	0	0
• Gambling - Operating	0	0	0	0	0	0
• Gambling - Equipment Violations	0	0	0	0	0	0
• Gambling - Sports Tampering	0	0	0	0	0	0
Pornography	0	0	0	0	0	0
Animal Cruelty	0	0	0	0	0	0



Group B Arrests by Arrest Date

July 2022

<u>Crime Category</u>	<u>Adult Arrests</u>	<u>Juvenile Arrests</u>	<u>Total Arrests</u>
Total Crime	5	0	5
Bad Checks	0	0	0
Curfew/Loitering/Vagrancy	0	0	0
Disorderly Conduct	2	0	2
Driving Under the Influence	1	0	1
Family Offenses, Nonviolent	0	0	0
Liquor Law Violation	0	0	0
Peeping Tom	0	0	0
Trespass of Real Property	0	0	0
All Other Offenses	2	0	2

Counting Rules

Counts on this page are based on the month of the incident or arrest, rather than the month the incident was submitted. If the incident date is unknown, the report date is used. Counts are subject to change as data are updated.

Offense counts are calculated based on the number of offenses for each victim (per incident) for Crimes Against Persons and the number of unique offense types (per incident) for Crimes Against Property and Crimes Against Society. For burglary and motor vehicle theft, offense counts are based on the number of premises entered and the number of vehicles stolen, respectively.

Victim counts are calculated based on the number of victims connected to each unique offense type in an incident. For Crimes Against Persons, the number of victims will be equal to the number of offenses. Victims will be counted more than once if they are connected to multiple offenses.

Arrest counts are calculated based on the number of arrestees listed on a Group A or Group B incident. Each arrestee is counted only once per incident.

Arrests are categorized based on the specific Group A or Group B arrest code submitted by the agency, rather than the incident offense code. Since agencies only submit the most serious arrest charge for each arrestee on an incident, arrest counts are not indicative of the number of charges.

Incidents are cleared in one of two ways: by arrest or by exceptional means. Clearance counts are based on the number of offenses cleared in a given month regardless of when the offense occurred, and can therefore be greater than the number of offenses in a given month. In incident-based reporting, the first arrest on an incident, or an exceptional clearance, will clear all offenses associated with the incident.