

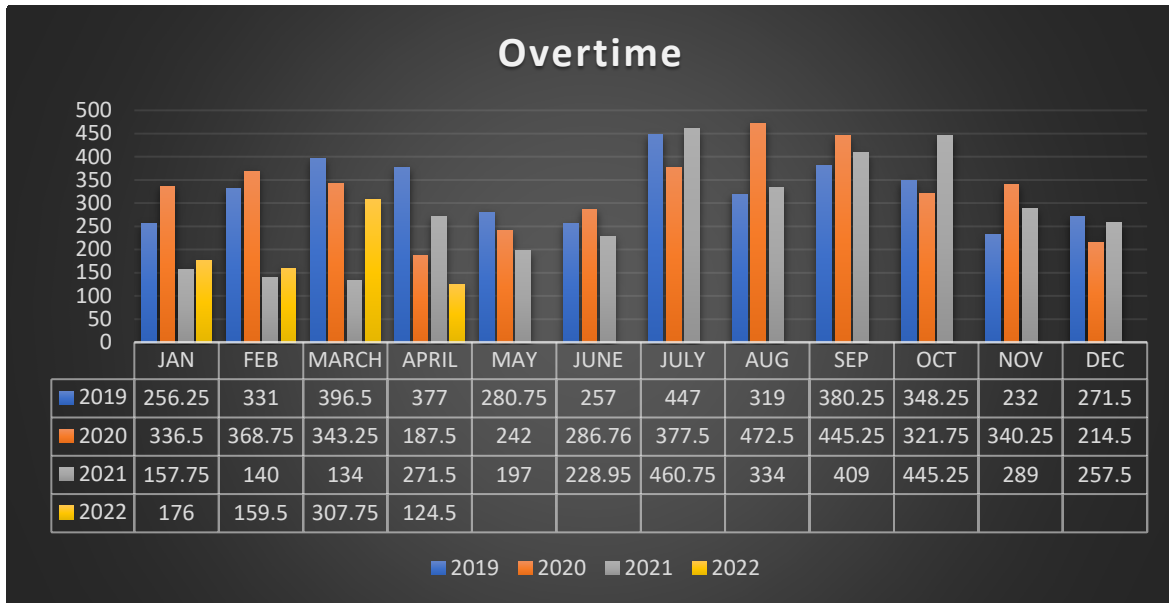
MONTHLY DEPARTMENT REPORT
April 2022

DEPARTMENT: HARTFORD POLICE DEPARTMENT

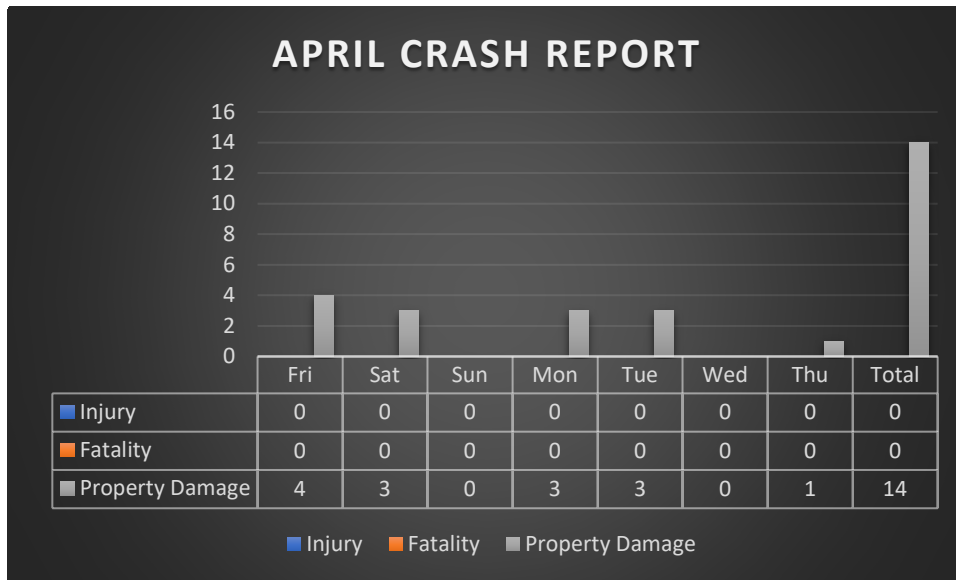
I.) MONTHLY STATISTICAL DATA

ACTIVITY MEASURE	% OF		% OF		MARCH	2021
	2022	2021	2022	2021	APRIL '21	YTD TOTAL
CALLS FOR SERVICE (APRIL)	1167	94%	4523	94%	1243	4797
COMPLAINTS FILED (APRIL)	169	87%	729	94%	194	774
WRITTEN WARNINGS (MARCH)	247	133%	724	91%	186	796
TRAFFIC CITATIONS (MARCH)	89	63%	341	61%	141	563
MUNICIPAL CITATIONS (MARCH)	38	123%	93	72%	31	129
FIELD INTERVIEW CARDS (MARCH)	0	#DIV/0!	0	0%	0	1
ADULT ARRESTS (UCR DATA) (MARCH)	19	50%	51	32%	38	160
JUVENILE ARRESTS (UCR DATA) (MARCH)	0	0%	9	17%	5	54

SQUAD FLEET MILEAGE	% OF		% OF		APRIL	2021
	2022	2021	2022	2021	2021	YTD TOTAL
SQUAD 1 (PATROL)	592	153%	4487	112%	388	4021
SQUAD 2 (PATROL)	1893	76%	9150	104%	2485	8798
SQUAD 3 (PATROL)	1973	120%	7021	122%	1651	5733
SQUAD 4 (PATROL)	1903	89%	3677	57%	2147	6400
SQUAD 5 (PATROL)	1852	88%	7884	103%	2101	7666
SQUAD 6 (ADMIN/POLICE AIDES)	526	135%	1787	157%	389	1140
SQUAD 7 (PATROL/SPECIAL PURPOSE)	751	334%	1959	107%	225	1837
SQUAD 8 (ADMIN)	542	70%	2713	92%	771	2940
SQUAD 9 (PATROL/K-9)	1405	143%	5366	143%	981	3741
SQUAD 10 (ADMIN/PSLO)	122	158%	355	#DIV/0!	77	0
TOTAL SQUAD MILEAGE	11437	103%	44044	104%	11138	42276
AVERAGE SQUAD MILEAGE	1144	103%	4404	104%	1114	4228



The month of April saw a significant decrease in overtime from the previous year.




During the month of April, officers investigated forty-eight fewer vehicular crash incidents than the previous month. No crashes were personal injury related, and fourteen resulted in property damage. They occurred several days of the week with no day being significantly higher than other days for property damage related crashes.

1.) *CHIEF'S ACTIVITIES*

- ◆ Attended various meetings
- ◆ Conducted interviews for new School Resource Officers
- ◆ Attended the graduation for K-9 Flash and handler Officer Cole Parker

COMMENTS:



Friday April 8, Canine Flash and handler Officer Cole Parker graduated from training at Jessiffany Canine Services in Iron Ridge. Flash is trained in drug detection, apprehension, article searching, and tracking. The Hartford PD wishes to thank all the generous donations from residents, businesses and service organizations that entirely paid for this great asset to our department.



DEPARTMENT TRAINING

- ◆ Department MILO Training: Playground Disturbance/School Shooting Assessment/Auto Stop HD– Patrol/Investigative Staff
- ◆ EMD Illuminations: Understanding Differences between Sexes – Dispatch Staff
- ◆ Honor Guard – Deibert, Whipple, Kolbach, Janzen, Albea, Krick Kraemer
- ◆ SWAT Shoot/SWAT Team Training – Deibert
- ◆ K9 Training/Initial and Monthly – Parker
- ◆ HFPD Drone Training – Deibert, Whipple, Kolbach
- ◆ Iso Ex: Act 75 Review – Patrol/Inv Staff
- ◆ Clandestine Lab Refresher - Zens

2.) *USE OF FORCE INCIDENTS*

During the month of April, following a pursuit of a stolen vehicle, officers displayed their firearms to affect the arrest of three individuals inside the vehicle. The situation was peacefully resolved, and officers took all three individuals into custody.

Respectfully Submitted,

Scott MacFarlan

Chief of Police



Crime Counts - Hartford PD
April 2022

Group A Crime Counts by Incident/Arrest Date

April 2022

<u>Crime Category</u>	<u>Offenses</u>	<u>Victims</u>	<u>Clearances</u>	<u>Adult Arrests</u>	<u>Juvenile Arrests</u>	<u>Total Arrests</u>
Total Crime	36	36	23	19	0	19
Crimes Against Persons	8	8	2	1	0	1
Murder & Non-Negligent Manslaughter	0	0	0	0	0	0
Manslaughter by Negligence	0	0	0	0	0	0
Sex Offenses	1	1	0	0	0	0
• Rape	0	0	0	0	0	0
• Sodomy	0	0	0	0	0	0
• Sexual Assault w/Object	0	0	0	0	0	0
• Fondling	1	1	0	0	0	0
Sex Offenses - Nonforcible	1	1	0	0	0	0
• Incest	0	0	0	0	0	0
• Statutory Rape	1	1	0	0	0	0
Assault Offenses	5	5	1	1	0	1
• Aggravated Assault	4	4	1	1	0	1
• Simple Assault	0	0	0	0	0	0
• Intimidation	1	1	0	0	0	0
Kidnapping/Abduction	1	1	1	0	0	0
Human Trafficking	0	0	0	0	0	0
• Human Trafficking, Commercial Sex Acts	0	0	0	0	0	0
• Human Trafficking, Involuntary Servitude	0	0	0	0	0	0
Crimes Against Property	7	7	3	3	0	3
Robbery	0	0	0	0	0	0
Burglary	0	0	0	0	0	0
Theft/Larceny	4	4	2	2	0	2
• Theft - Pocket-Picking	2	2	1	1	0	1
• Theft - Purse Snatching	0	0	0	0	0	0
• Theft - Shoplifting	1	1	1	1	0	1
• Theft From Building	0	0	0	0	0	0
• Theft From Coin-Op. Machine	0	0	0	0	0	0
• Theft From Motor Vehicle	0	0	0	0	0	0



Crime Counts - Hartford PD

April 2022

• Theft of Motor Vehicle Parts	0	0	0	0	0	0
• Theft - All Other Larceny	1	1	0	0	0	0
Motor Vehicle Theft	0	0	0	0	0	0
Stolen Property Offenses	0	0	0	0	0	0
Arson	0	0	0	0	0	0
Counterfeiting/Forgery	0	0	0	0	0	0
Fraud Offenses	2	2	1	1	0	1
• Fraud - False Pretenses	2	2	1	1	0	1
• Fraud - Credit Card/ATM	0	0	0	0	0	0
• Fraud - Impersonation	0	0	0	0	0	0
• Fraud - Welfare	0	0	0	0	0	0
• Fraud - Wire	0	0	0	0	0	0
• Fraud - Identity Theft	0	0	0	0	0	0
• Fraud - Hacking/Computer Invasion	0	0	0	0	0	0
Embezzlement	0	0	0	0	0	0
Extortion/Blackmail	1	1	0	0	0	0
Bribery	0	0	0	0	0	0
Destruction/Vandalism	0	0	0	0	0	0
Crimes Against Society	21	21	18	15	0	15
Weapon Law Violations	2	2	1	1	0	1
Prostitution Offenses	0	0	0	0	0	0
• Prostitution	0	0	0	0	0	0
• Prostitution - Assisting	0	0	0	0	0	0
• Prostitution - Purchasing	0	0	0	0	0	0
Drug/Narcotic Offenses	18	18	17	14	0	14
• Drug/Narcotics Violations	11	11	10	13	0	13
• Drug Equipment Violations	7	7	7	1	0	1
Gambling Offenses	0	0	0	0	0	0
• Gambling - Betting	0	0	0	0	0	0
• Gambling - Operating	0	0	0	0	0	0
• Gambling - Equipment Violations	0	0	0	0	0	0
• Gambling - Sports Tampering	0	0	0	0	0	0
Pornography	1	1	0	0	0	0
Animal Cruelty	0	0	0	0	0	0



Group B Arrests by Arrest Date

April 2022

<u>Crime Category</u>	<u>Adult Arrests</u>	<u>Juvenile Arrests</u>	<u>Total Arrests</u>
Total Crime	9	11	20
Bad Checks	0	0	0
Curfew/Loitering/Vagrancy	0	3	3
Disorderly Conduct	1	0	1
Driving Under the Influence	3	0	3
Family Offenses, Nonviolent	0	0	0
Liquor Law Violation	0	0	0
Peeping Tom	0	0	0
Trespass of Real Property	0	0	0
All Other Offenses	5	8	13

Counting Rules

Counts on this page are based on the month of the incident or arrest, rather than the month the incident was submitted. If the incident date is unknown, the report date is used. Counts are subject to change as data are updated.

Offense counts are calculated based on the number of offenses for each victim (per incident) for Crimes Against Persons and the number of unique offense types (per incident) for Crimes Against Property and Crimes Against Society. For burglary and motor vehicle theft, offense counts are based on the number of premises entered and the number of vehicles stolen, respectively.

Victim counts are calculated based on the number of victims connected to each unique offense type in an incident. For Crimes Against Persons, the number of victims will be equal to the number of offenses. Victims will be counted more than once if they are connected to multiple offenses.

Arrest counts are calculated based on the number of arrestees listed on a Group A or Group B incident. Each arrestee is counted only once per incident.

Arrests are categorized based on the specific Group A or Group B arrest code submitted by the agency, rather than the incident offense code. Since agencies only submit the most serious arrest charge for each arrestee on an incident, arrest counts are not indicative of the number of charges.

Incidents are cleared in one of two ways: by arrest or by exceptional means. Clearance counts are based on the number of offenses cleared in a given month regardless of when the offense occurred, and can therefore be greater than the number of offenses in a given month. In incident-based reporting, the first arrest on an incident, or an exceptional clearance, will clear all offenses associated with the incident.