






DODGE COUNTY, T10 R17 SE 1/4 SECT 13

SE 13D

-  = Hyd. With NO Benchmark Info.
 -  = Existing Benchmark
 -  = Benchmark in Adjacent Section
- Users Should VERIFY all Benchmarks Information before use.*



BM #	ELEV	DESCRIPTIONS